




NHMHP-NCD0Gen/17/2019-NCD- 1160

National Health Mission  
Himachal Pradesh

To

All the Chief Medical Officer,  
Himachal Pradesh

Dated:- Shimla-9,the

Subject: - Creation and Linking of ABHA ID with NP-NCD Portal – Reg

Madam/Sir,

As part of the ongoing month-long observance of World Hypertension Day, you are actively implementing the activities recommended by the Ministry of Health & Family Welfare (MoHFW). In this regard, I would like to draw your attention to a critical component under the NP-NCD programme—the enrolment of beneficiaries aged 30 years and above.

As per national guidelines, approximately 37% of the total population is estimated to fall into the 30+ age category. However, the enrolment data from the NP-NCD portal indicates the following:

State	Total Population	Target (30+ @ 37%)	Actual Enrolled (30+ ) on portal	% Enrolled vs Total Population	% Access Enrolment vs Estimated Target
Himachal Pradesh	75,29,782	27,86,019	44,04,226	58%	21%

Field feedback suggests that duplicate entries may exist on the portal. To address this, creation and linkage of ABHA IDs with the NP-NCD portal is a practical solution to uniquely identify beneficiaries and eliminate duplicates. The status is as follows:


State	Total enrollment	ABHA ID Created & Linked	% ABHA Linked	Pending Target	%Pending Target
Himachal	71,41,976	9,33,605	13%	62,08,371	87%



Pradesh					
---------	--	--	--	--	--

To facilitate the process Standard Operating Procedure (SoP) for ABHA ID creation and linkage through the NP-NCD portal is attached herewith. Further, district wise detail of ABHA ID created & linked against total enrolled population is attached herewith as Annexure- A for your reference.

In continuation of the World Hypertension Day campaign, you are requested to ensure 100% ABHA ID creation and linkage for all enrolled individuals and report any duplicate entries to the State.



Yours faithfully,

Signed by Gopal Beri

Date: 31-05-2025 11:39:44

Deputy Mission Director  
National Health Mission

Endst. No. as above -1160 dated: Shimla-9, the  
Copy to :-

1. The Secretary (Health) for information and necessary action, please.
2. The Director Health Services, Shimla-9 for information, please.
3. The DPOs (NP-NCD) for information and necessary action, please.

-sd-

Deputy Mission Director  
National Health Mission

## Annexure-A

### District wise detail of ABHA ID created & linked against total enrolled population

S.No	District	Total Enrolled	Total ABHA ID created & linked	% ABHA ID created & linked to NPNC	Total pending target'	% Total pending target
1	Lahul & Spiti	28717	14,885	52%	13,832	48%
2	Bilaspur	421567	1,80,342	43%	2,41,225	57%
3	Mandi	1034901	2,28,975	22%	8,05,926	78%
4	UNA	528881	1,16,741	22%	4,12,140	78%
5	Shimla	791771	94,385	12%	6,97,386	88%
6	Kangra	1573413	1,69,841	11%	14,03,572	89%
7	Sirmour	602975	55,630	9%	5,47,345	91%
8	Solan	654651	57,746	9%	5,96,905	91%
9	Kinnaur	74784	1,650	2%	73,134	98%
10	Kullu	426752	4,078	1%	4,22,674	99%
11	Hamirpur	454341	4,229	1%	4,50,112	99%
12	Chamba	549223	5,103	1%	5,44,120	99%
	<b>State</b>	7141976	933605	13%	6208371	87%



# SOP for linking of ABHA IDs with NP-NCD portal

## Step 1:

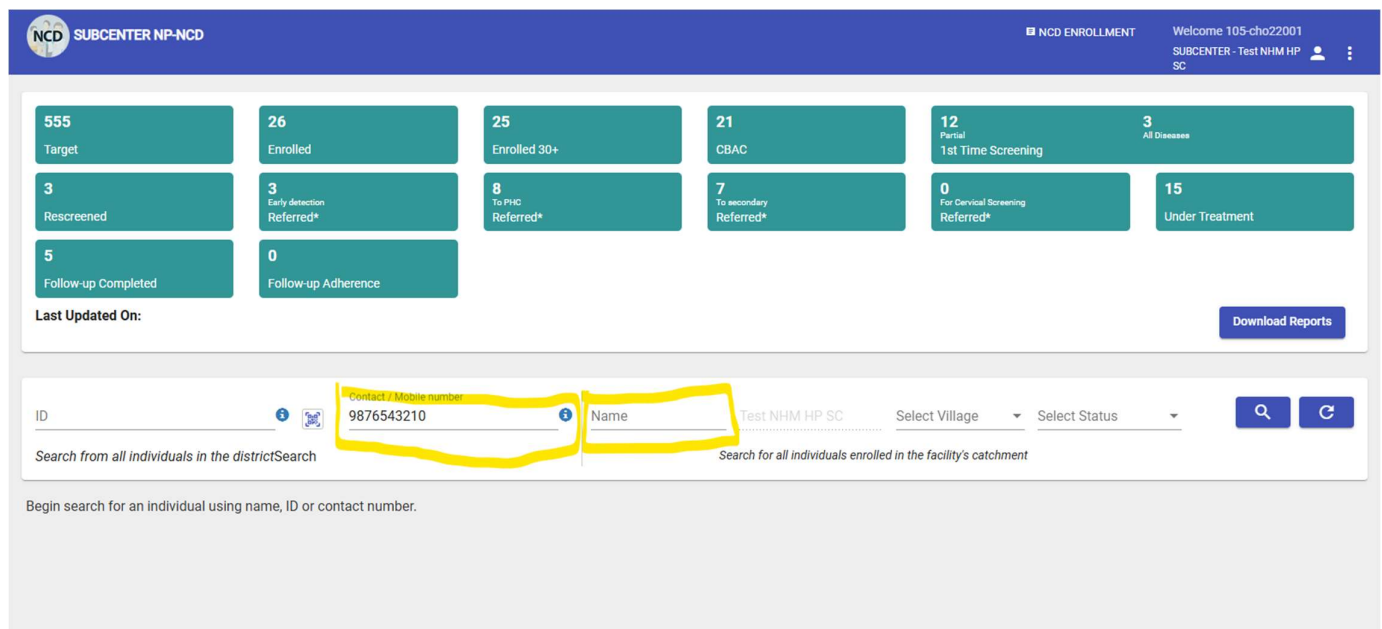
Open the web browser (Google Chrome or Mozilla Firefox) and go to <https://ncd.mohfw.gov.in>. Log in using your NP-NCD portal credentials.



The screenshot shows the login page of the National Programme for prevention and control of NCDs (NP-NCD). The page has a blue header with the NCD logo and the text "National Programme for prevention and control of NCDs (NP-NCD)". Below the header is a white login form with the following fields: Username (required), Password (required), a CAPTCHA image showing the number "835en", and a checkbox for "Remember Username". A "LOGIN" button is at the bottom of the form. Below the form are links for "Key Contributors" and "Privacy Policy".

## Step 2:

In the search section, locate the individual by entering their **mobile number** or **name**.



The screenshot shows the search section of the NP-NCD portal. The header is blue with the NCD logo and the text "SUBCENTER NP-NCD". On the right, it says "NCD ENROLLMENT" and "Welcome 105-cho22001 SUBCENTER - Test NHM HP SC". Below the header is a dashboard with 12 teal boxes showing various statistics: Target (555), Enrolled (26), Enrolled 30+ (25), CBAC (21), Partial 1st Time Screening (12), All Diseases (3), Rescreened (3), Early detection Referred\* (3), To PHC Referred\* (8), To secondary Referred\* (7), For Cervical Screening Referred\* (0), Under Treatment (15), Follow-up Completed (5), and Follow-up Adherence (0). Below the dashboard is a "Last Updated On:" label and a "Download Reports" button. At the bottom is a search bar with the following fields: ID, Contact / Mobile number (containing "9876543210"), Name, Test NHM HP SC, Select Village, and Select Status. There are search and refresh buttons on the right. Below the search bar is a note: "Search from all individuals in the districtSearch" and "Search for all individuals enrolled in the facility's catchment". At the very bottom, it says "Begin search for an individual using name, ID or contact number."

### Step 3:

Once the individual's record appears, click on the **"Link ABHA Number"** button next to their name.

The screenshot shows a dashboard with various health metrics in teal boxes:

- 555 Target
- 26 Enrolled
- 25 Enrolled 30+
- 21 CBAC
- 12 Partial 1st Time Screening
- 3 All Diseases
- 3 Rescreened
- 3 Early detection Referred\*
- 8 To PHC Referred\*
- 7 To secondary Referred\*
- 0 For Cervical Screening Referred\*
- 15 Under Treatment
- 5 Follow-up Completed
- 0 Follow-up Adherence

Below the metrics, there is a section for 'Last Updated On:' and a 'Download Reports' button. The search bar contains the following information:

- ID: 9876543210
- Contact / Mobile number: 9876543210
- Name: Test NHM HP SC
- Select Village: Select
- Select: Select

Below the search bar, there is a message: 'More results are available than those displayed. Please refine your search criteria to view more accurate search results.'

The individual's profile is shown below the search bar:

- Uphe**  
32 Years | Male
- Subcenter: Test NHM HP SC
- Village: shimla
- Enrollment ID: XX.XX3440

A yellow box highlights the 'Link ABHA Number' button next to the individual's name.

### Step 4:

The individual's profile will open. In the **ABHA** section, select **"Yes"**. Then click on **"Link ABHA Number"**.

The screenshot shows the individual's profile page with a sidebar on the left and a main content area on the right.

**Sidebar:**

- Vitals
- History
- Current Medication
- Signs & Symptoms
- Physical Examination
- Investigation

**Main Content Area:**

- Sub center\***: Test NHM HP SC
- Name of Village\***: shimla
- Other Village**: Enter village name
- Name of Subcenter User**: 105-cho22001 (Avinash)
- Name of ASHA**: Select
- Hamlet Name**:

**Family Information**

**Fill Individual Details**

**ID Information**

**Creating/Linking ABHA Number**

Providing or creating ABHA Number is a voluntary process. NCD related services will be provided irrespective of ABHA Number

**ABHA Number available?**

- ☒ Yes
- ☐ No

A yellow box highlights the 'Link ABHA Number' button.

At the bottom, there are two buttons: 'SAVE & SUBMIT' and 'SAVE & CONTINUE TO CBAC'.

## Step 5:

A pop-up will appear showing the individual's details such as **Name, Gender, and Date of Birth**.

✔ **Important:** Ensure that these details exactly match those on the individual's ABHA card. If there is any mismatch, the system will display an error and the linking will fail.

Family History - NCU | SHOW HISTORY

Vitals

Blood Pressure (25-09-2025) 120 / 70 mmHg

Blood Sugar (RBS) (25-09-2025) 130 mg/dl

Heart Rate (25-09-2025) NA

BMI (25-09-2025) 41.7 kg/m2

History

Current Medication

Signs & Symptoms

Physical Examination

Oral Cancer NA

Investigation

Completed Tests:

Pending Tests:

Sub center\* Test NHM HP SC

Name of Village\* shimla

Other Village Enter village name

Hamlet Name

**Link ABHA Number**

To validate ABHA Number, verify below details

Full Name uphe

Gender Male

Year of Birth\* 1993

Name of Village shimla

Type of ABHA Number\* ABHA Number

ABHA Number 98765421312548

I hereby declare that:

☐ I am voluntarily sharing my Aadhaar Number / Virtual ID issued by the Unique Identification Authority of India ("UIDAI"), and my demographic information for the purpose of creating an Ayushman Bharat Health Account number ("ABHA number") and Ayushman Bharat Health Account address ("ABHA Address"). I authorize NHA to use my Aadhaar number / Virtual ID for performing Aadhaar based authentication with UIDAI as per the provisions of the Aadhaar (Targeted Delivery of Financial and other Subsidies, Benefits and Services) Act, 2016 for the aforesaid purpose. I understand that UIDAI will share my e-KYC details, or response of "Yes" with NHA upon successful authentication.

☐ I consent to usage of my ABHA address and ABHA number for linking of my legacy (past) government health records and those which will be generated during this encounter.

SAVE & SUBMIT

SAVE & CONTINUE TO CBAC

## Step 6:

Choose the **type of ABHA credential** the individual ABHA card

- **ABHA Number** or
- **ABHA Address** (also known as ABHA ID in the form of xyz@abdm)

Enter the appropriate information as per the ABHA card.

Family History - NCU | SHOW HISTORY

Vitals

Blood Pressure (25-09-2025) 120 / 70 mmHg

Blood Sugar (RBS) (25-09-2025) 130 mg/dl

Heart Rate (25-09-2025) NA

BMI (25-09-2025) 41.7 kg/m2

History

Current Medication

Signs & Symptoms

Physical Examination

Oral Cancer NA

Investigation

Completed Tests:

Pending Tests:

Sub center\* Test NHM HP SC

Name of Village\* shimla

Other Village Enter village name

Hamlet Name

**Link ABHA Number**

To validate ABHA Number, verify below details

Full Name uphe

Gender Male

Year of Birth\* 1993

Name of Village shimla

Type of ABHA Number\* ABHA Number

ABHA Number 98765421312548

I hereby declare that:

☐ I am voluntarily sharing my Aadhaar Number / Virtual ID issued by the Unique Identification Authority of India ("UIDAI"), and my demographic information for the purpose of creating an Ayushman Bharat Health Account number ("ABHA number") and Ayushman Bharat Health Account address ("ABHA Address"). I authorize NHA to use my Aadhaar number / Virtual ID for performing Aadhaar based authentication with UIDAI as per the provisions of the Aadhaar (Targeted Delivery of Financial and other Subsidies, Benefits and Services) Act, 2016 for the aforesaid purpose. I understand that UIDAI will share my e-KYC details, or response of "Yes" with NHA upon successful authentication.

☐ I consent to usage of my ABHA address and ABHA number for linking of my legacy (past) government health records and those which will be generated during this encounter.

SAVE & SUBMIT

SAVE & CONTINUE TO CBAC

## Step 7:

Check all the confirmation boxes to agree to the terms and conditions, then click **"Submit"**.

The screenshot shows a web application interface for linking an ABHA (Ayushman Bharat Health Account) to a patient's record. A modal window is open, displaying the following terms and conditions, all of which are checked:

- I hereby declare that:
- ☒ I am voluntarily sharing my Aadhaar Number / Virtual ID issued by the Unique Identification Authority of India ("UIDAI"), and my demographic information for the purpose of creating an Ayushman Bharat Health Account number ("ABHA number") and Ayushman Bharat Health Account address ("ABHA Address"). I authorize NHA to use my Aadhaar number / Virtual ID for performing Aadhaar based authentication with UIDAI as per the provisions of the Aadhaar (Targeted Delivery of Financial and other Subsidies, Benefits and Services) Act, 2016 for the aforesaid purpose. I understand that UIDAI will share my e-KYC details, or response of "Yes" with NHA upon successful authentication.
- ☒ I consent to usage of my ABHA address and ABHA number for linking of my legacy (past) government health records and those which will be generated during this encounter.
- ☒ I authorize the sharing of all my health records with healthcare provider(s) for the purpose of providing healthcare services to me during this encounter.
- ☒ I consent to the anonymization and subsequent use of my government health records for public health purposes.
- ☒ I, healthcare worker with username 105-cho22001, confirm that I have duly informed and explained the beneficiary of the contents of consent for aforementioned purposes.
- ☒ I, Uphc, have been explained about the consent as stated above and hereby provide my consent for the aforementioned purposes.

At the bottom right of the modal, there are 'Cancel' and 'Submit' buttons. The 'Submit' button is highlighted with a yellow box. The background interface shows a patient's health record with fields for Vitals, History, Current Medication, Signs & Symptoms, Physical Examination, and Investigation.

## Step 8:

An **OTP (One-Time Password)** pop-up will appear. The OTP will be sent to the individual's registered mobile number.

Enter the OTP in the given field and click **"OK"** to complete the ABHA linking process.

### Remarks: - Who can link the ABHA Ids with NP-NCD portal

Sr.No	Cadre	Link ABHA Ids with NP-NCD portal
1	Medical Officers	Yes
2	Staff Nurses	Yes
3	Data entry operators	Yes
4	CHOs	Yes (Id of CHOs should be in online mode)
5	ASHAs	No